


Kentucky

Kentucky Cabinet for Economic Development

300 W. Broadway
Frankfort, KY 40601

Larry Hayes, Secretary
502-564-7670



“We have to stop putting off uncomfortable decisions for future generations. We have to stop pretending that these problems aren’t holding us back. Because they are.”

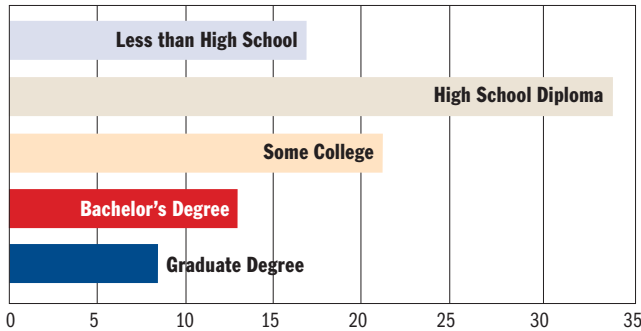
— Gov. Steve Beshear, State of the Commonwealth address, Feb. 6, 2013

Governor: Steve Beshear (D) thinkkentucky.com

Right-to-work state: No

Population 2013: 4,401,746 Population growth forecast 2013 thru 2018: 3.02% Median household income: \$46,128 Median age: 38.4

Work Force Education by Percentage



Rankings that Matter

GDP	28 (\$146,829*)
Business Tax Climate	27
Small Business Policy	30
Career Readiness Certificates	11 (71,764)
High School Graduation	23
Health	45

* Real GDP in US millions

Legislative Update

- The Graduation Bill raises the dropout age from 16 to 18, updating laws that were written in 1920.
- Kentucky’s public universities were authorized to fund 11 major construction projects with \$363.3 million in so-called “agency bonds,” which are funded by the institutions themselves and won’t require any money from the General Fund.

The projects – which include student housing renovations, new student centers and classrooms – will create or support more than 5,100 jobs.

- Pension liabilities for state workers and retirees were solved with \$100 million in new funding that was not taken from education or other services.

Did You Know?

- Kentucky’s equine industry had a total economic impact of almost \$3 billion and generated 40,665 jobs in 2012.
- Kentucky exports reached a record \$22.1 billion in 2012, with products and services going to 199 countries.
- With air cargo hubs in both Louisville and Northern Kentucky, the state ranks third in the nation in total cargo.
- Kentucky’s industrial power costs rank 6th lowest in the U.S., and are over 22 percent less than the national average.
- **Snapshot 1954:** A map called “Kentucky’s New Industries 1946-1954” from the Kentucky Agricultural & Industrial Development Board listed 240 plants employing 25 persons or more in 90 communities. Total investment was approximately \$1.57 billion over those eight years, with approximate employment of 51,000 and total annual payroll of \$154,455,000 (avg. of \$3,028). Some plants such as GE’s in Louisville and Corning’s in Harrodsburg continue to thrive today.


Selected Corporate Facility Projects 2013

Company	City	County	Type	New/Exp.	Product	Investment (\$ millions)	Employment
AT&T Kentucky	Louisville	Jefferson	HQ	E	Communications	\$800	
Toyota	Georgetown	Scott	MF	E	Automobiles	531	750
Bilstein Cold Rolled Steel LP	Bowling Green	Warren	MF	N	Auto Parts	120	
Lubrizol	Louisville	Jefferson	MF	E	Chemicals	108	25
PTC Seamless Tube Corp.	Hopkinsville	Christian	MF	N	Steel Pipe	102	283
Kobe Aluminum							
Automotive Products	Bowling Green	Warren	MF	E	Aluminum	66	100
Clariant Corp.	Louisville	Jefferson	MF	E	Chemicals	65	34
Newly Weds Foods	Erlanger	Kenton	MF	N	Seasonings	57	115
eBay	Louisville	Jefferson	DW	E	Retail Merchandise	45	150
CTI Foods/							
Custom Food Products	Owingsville	Bath	MF	E	Meat Processing	44	200
Jif Plant	Lexington	Fayette	MF	E	Peanut Butter	44	
Brown-Forman Corp./							
Woodford Reserve Distillery	Versailles	Woodford	MF	E	Distillery	35	15
Catalent Pharma Solutions	Winchester	Clark	MF	E	Pharmaceuticals	35	90
Hill’s Pet Nutrition Inc	Bowling Green	Warren	MF	E	Pet Food	25	
Gibbs Die Casting	Henderson	Henderson	HQ	E	Fabricated Metal	23	160
Alpla Inc.	Bowling Green	Warren	MF	N	Plastic Bottles	22	72
Second Rotation Inc./dba Gazelle	Louisville	Jefferson	DW	N	Electronics	22	438
Domtar Paper Company	Hawesville	Hancock	MF	E	Sawmill	20	
Mitsui Kinzoku Catalysts America	Frankfort	Franklin	MF	N	Catalytic Converters	20	50
Vangent	London	Laurel	CC	N	Customer Care Center	19	1000
Brady Corp.	Louisville	Jefferson	MF	N	Security Products	18	121
Kayser Automotive systems	Fulton	Fulton	MF	N	Auto Parts	17	120
Nelson Brothers LLC	St. Paul	Lewis	MF	N	Blasting Agents	15	65
U.S. Bank Home Mortgage	Owensboro	Daviess	OF	E	Mortgages	15	332

MF = Manufacturing OF = Office HQ = Headquarters RD = Research & Development CC = Contact Center DW = Distribution/Warehouse N = New E = Expansion



Cabinet for Economic Development



LOW BUSINESS COSTS

A 2012 CNBC special report ranks Kentucky's business costs the #1 lowest in the country. It's hard to beat that.

LOGISTICAL ADVANTAGE

Kentucky is home to two global air cargo hubs and is located at the center of a 34-state distribution area in the eastern U.S. making us a logistics dream.

QUALITY WORKFORCE

In 2012, Kentucky's workforce partners facilitated the training of nearly 85,000 Kentuckians. We're also one of the first states to implement a statewide Work Ready Communities program, ensuring a steady pipeline of skilled talent.

LOW ENERGY COSTS

Kentucky boasts the 6th lowest industrial power costs in the country, and the #1 lowest in the eastern U.S. It's one of the reasons why site consultants have ranked our competitive utility rates #1 in the country.

COMPETITIVE TAX CLIMATE

The Tax Foundation ranks Kentucky as the 7th most business-friendly state in the country for new firms and the 6th lowest cost state for new corporate headquarters.

PROGRESSIVE INCENTIVES

Kentucky offers a full suite of tax incentive programs that provide the flexible financial assistance businesses need when locating, expanding or reinvesting in Kentucky.

QUALITY OF LIFE

Life outside the office just couldn't be better. Kentucky offers one of the nation's lowest cost of living rates and housing costs up to 30 percent lower than the national average. Top that with breathtaking countryside and vibrant city life and you have a place that you never want to leave.

MAKE KENTUCKY A FACTOR IN YOUR SITE SELECTION



ThinkKentucky.com
(800) 626-2930