





# Lowest-Cost Markets by Key Cost Category

 <b>CONSTRUCTION</b>	 <b>POWER</b>	<b>RANK</b> # (1=lowest)	 <b>NET TAXES*</b>	 <b>LAND</b>
Tulsa, OK	Quincy, WA	<b>1</b>	Omaha, NE	Kansas City, MO
Charlotte, NC	Des Moines, IA	<b>2</b>	Portland, OR	Buffalo, NY
San Antonio, TX	Tulsa, OK	<b>3</b>	Cincinnati, OH	Tulsa, OK
Jacksonville, FL	Chicago, IL	<b>4</b>	Atlanta, GA	Omaha, NE
Dallas, TX	Colorado Springs, CO	<b>5</b>	Des Moines, IA	Kansas City, KS

Source: CBRE Data Center Solutions, CBRE Research, Q3 2015.

\*After available state and local taxes are applied.