

“Idaho has a proud history as the birthplace of nuclear energy, and this framework sets the course for our state to remain at the forefront of advanced nuclear development. By working together, we can strengthen our energy security, expand workforce opportunities and grow Idaho’s economy while delivering affordable and reliable power for Idaho families and businesses.”
 — Gov. Brad Little, September 18, 2025, announcing the Idaho Advanced Nuclear Strategic Framework

Idaho Dept. of Commerce
 700 W. State St.
 Boise, ID 83720
Tom Kealey
 DIRECTOR
 208-334-2470
tom.kealey@commerce.idaho.gov

<https://commerce.idaho.gov>

Idaho

Pop. (2024): 2,001,619
Median household income (2024): \$81,166
Credit Rating: AA+ / Stable (ICR)


Pop. growth 2024–2029: 1.46%
Median age (2024): 36.9
Right-to-work state: Yes

LEGISLATIVE & POLICY UPDATE


House Bill 40 reduces the income tax rate for individuals and businesses from 5.695% to 5.3%.

Governor Brad Little signed Executive Order 2025-02 in January, the Strategic Permitting, Efficiency, and Economic Development (SPEED) Act aimed at better coordinating state permitting on big projects that promote energy independence, support national security and drive the state’s economy. Large scale projects that require permits from multiple state agencies could include electricity generation and transmission projects, mining projects, data center development, fabrication facilities, water facilities and other important projects that support communities across Idaho, as determined by a new SPEED Council.


In September, Governor Brad Little announced the Governor’s Office of Energy and Mineral Resources (OEMR) and the Idaho Strategic Energy Alliance (ISEA) released the Idaho Advanced Nuclear Strategic Framework (ANSF), a comprehensive plan developed by ISEA and a broad coalition of stakeholders to guide the future of advanced nuclear energy in Idaho.




GDP
38
GDP Growth Rate Trend
 2020 2021 2022 2023 2024
2024 GDP
 (in millions of current US\$)
\$99,567




9th
 Business Tax Climate Rank Change 2025–2026: +2




48th
 Higher Ed. R&D Expenditure in \$000s: \$195,999




17th
 Number of NCRCs: 218 | Percent Improvement 2024–2025: 7.39%



25th
 2025 Workers’ Comp Index Rate: 1.1



18th
 Industrial power cost (\$/kWh): 7.69



9th
 Total Revenue as Share of Total Expenses, FY 2009–2023: 108.00%



“Through our Regional Site Readiness Program, we’re investing in the groundwork that fuels growth. From site preparation and infrastructure improvements to community revitalization, we’re leaving no stone unturned as we clear a path for prosperity and unleash the full power of Illinois’ unrivaled workforce.”
 — Gov. JB Pritzker, October 30, 2025, announcing \$31.5 million in funding for the program

Illinois Economic Development Corp.
 230 W. Monroe St., Suite 330
 Chicago, IL 60606
Christy George
 PRESIDENT/CEO
 312-667-6010

<https://www.illinoisedc.org>

Illinois

Pop. (2024): 12,710,158
Median household income (2024): \$83,211
Credit Rating: A- / Stable

Pop. growth 2024–2029: -0.38%
Median age (2024): 39.5
Right-to-work state: No

LEGISLATIVE & POLICY UPDATE

The FY26 Budget contains many of the initially announced investments that the Governor presented in his budget proposal back in February, including the following: \$500 million in funding for the state’s site readiness program, including \$200 million for the Regional Site Readiness program and \$300 million for the Surplus to Success program to help the State offload surplus property to attract new investment in Illinois; \$307 million in additional EBF Funding for K-12 Schools and \$771.6 million in MAP and AIM HIGH higher education funding.

The FY26 Business Development Package, part of SB 2008, includes several economic development measures, including changes to the Illinois Gives Tax Credit; expansion of the authority of the Illinois Finance Authority to support additional local projects, including clean water projects, wastewater treatment projects and climate resiliency projects; expansion of the River’s Edge tax credit program to Alton and Sterling, Illinois and creation of a new Advanced Innovative Manufacturing tax credit. (Source: Illinois Chamber of Commerce End of Session Report)



GDP
5
GDP Growth Rate Trend
 2020 2021 2022 2023 2024
2024 GDP
 (in millions of current US\$)
\$899,126



38th
 Business Tax Climate Rank Change 2025–2026: -1



9th
 Higher Ed. R&D Expenditure in \$000s: \$3,307,153



41st
 Number of NCRCs: 162,799 | Percent Improvement 2024–2025: 0.49%



13th
 2025 Workers’ Comp Index Rate: 1.34



36th
 Industrial power cost (\$/kWh): 8.83



49th
 Total Revenue as Share of Total Expenses, FY 2009–2023: 96.89%